

# ARCHITAS MULTI-ASSET BALANCED

Morningstar rating



Based on returns as of 28/06/2024



This is a marketing communication. Please refer to the Hong Kong offering document (comprising the Prospectus, Supplements, Hong Kong Covering Document and Product Key Facts Statement) of the Fund before making any final investment decisions. This Factsheet may not be reproduced or circulated without prior permission of AXA IM Select.

## IMPORTANT NOTES

- This Fund invests primarily in a diversified range of asset classes, in particular, by way of investment in other collective investment schemes.
- This Fund is subject to the following key risk factors: risk relating to dynamic asset allocation, risk of investing in other collective investment schemes, index fund risk, fixed income risk (including credit risk, interest rate risk, lower rated or unrated securities risk, downgrading risk and credit rating risk), Eurozone risk, emerging markets risk, equity risk, small-cap and/or mid-cap company risk, valuation risk and currency risk.
- Investors should not make investment decisions based on this document alone and should read the offering document (comprising the Prospectus, Supplements, Hong Kong Covering Document and Product Key Facts Statement of the Fund) for details including risk factors.
- Before you decide to invest, make sure the intermediary has explained to you that the Fund is suitable for you.

## Investment Objective and Policy Summary

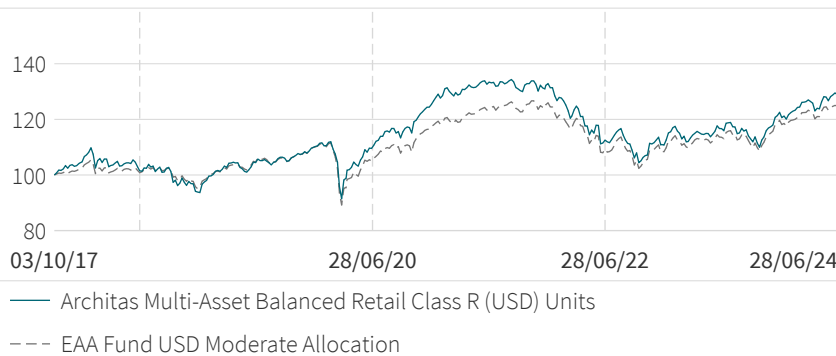
The investment objective of the Fund is to seek to achieve a return for investors over the medium to long term based on a combination of capital growth and income and with a medium volatility level through exposure to a diversified range of asset classes.

The Fund is an actively managed fund of funds. The Fund pursues its aim mainly by investing in other funds ("underlying funds"). Underlying funds are selected principally on the basis of our assessment of: the consistency of their investment returns; the risks related to their strategy; the strength of their investment process; and the degree to which they complement each other within the portfolio.

The underlying funds in which the Fund will invest in may be either passively or actively managed.

The Fund does not have a benchmark.

## Performance (%) as at 28/06/2024



Cumulative performance (%)	1 Month	3 Months	YTD	1 Year	3 years	5 Years	Inception
Portfolio	1.8	1.3	5.3	10.0	-3.3	23.1	28.9
Peer Group	1.2	1.0	4.4	9.4	0.7	18.9	24.8

Discrete performance (%)	01/07/23-30/06/24	01/07/22-30/06/23	01/07/21-30/06/22	01/07/20-30/06/21	01/07/19-30/06/20
Portfolio	10.0	4.8	-16.1	21.3	4.9
Peer Group	9.4	5.4	-12.7	17.9	0.2

Since Fund Inception(monthly returns)	Portfolio	Peer Group
Volatility (%)	10.31	9.29
Sharpe Ratio	0.53	0.52
Positive Months	49	48
Negative Months	31	32
Max Drawdown (%)	-21.49	-18.27
Max Gain (%)	41.58	32.28

Source: State Street Banque SA. Past performance may not be a reliable guide to future performance. Total return figures are calculated on a single pricing basis with net income (dividends) reinvested. Performance figures are shown in USD unless otherwise specified. Performance figures are net of all fees. Transaction costs are included for the period shown but may differ in the future as these costs cannot be determined with precision in advance.

## FUND FACTSHEET JUNE 2024

### FUND FACTS

AS AT 28/06/2024

#### Fund data

Launch date	03.10.2017
Fund size (\$m)	376.93
Base Currency <sup>1</sup>	USD
Fund Price <sup>1</sup>	128.87
Legal Structure	A sub-fund of a Unit Trust

#### Retail Class R(USD)

ISIN	IE00BZ127T76
AMC <sup>2</sup> /OCF <sup>3</sup>	1.25%/1.85%

<sup>1</sup> Fund information is for Retail Class R.

<sup>2</sup> The Annual Management Charge (AMC), is a charge taken from the fund. The charge is expressed as a percentage per annum but is normally taken daily from the fund and is calculated based on the value of funds under management. Normally the fund manager reserves the right to review the level of charge.

<sup>3</sup> The Ongoing Charges Figure (OCF) is made up of the Annual Management Charge (AMC) and other operating costs. If the investment is not denominated in your local currency this product is subject to exchange rate risk. The OCF equals the All-In Fee payable to the Manager which is currently fixed and captures all the ongoing operating fees and charges (including those of the underlying CIS) payable by the Fund. In case the actual ongoing operating fees and charges exceeds the amount of All-In Fee, the excess will be borne by the Manager.

# ARCHITAS MULTI-ASSET BALANCED

FUND FACTSHEET  
JUNE 2024

Page 2 / 4



## FUND MANAGER(S)



**Seamus Lyons**  
Senior Investment  
Manager

## COMMENTARY

Markets were upset by snap elections in France. Economic activity stalled in Europe and Japan, while US momentum accelerated, with the S&P Global US Composite PMI rising to a 26 month high.

Global equities advanced further. Surging tech stocks drove US indices to fresh peaks (S&P 500 +3.5%; Nasdaq +6.0%). Japanese stocks also moved higher (TOPIX +1.3%) but European shares lost ground. EM equities fared better (MSCI EM +3.6%).

The 10Y US Treasury returned +1.3%, while the 10Y German Bund rallied 1.5%. Corporate bonds also recorded positive returns, although they lagged government debt.

The Fund delivered a positive return in June on the back of strong global equity and bond market performance. Global equities advanced over the month driven by US equities and the continuation of AI dominance. Elsewhere, the bond market was bolstered by the improving market sentiment as US Inflation continued to show signs of moderating. AXA IM Nasdaq 100 ETF was the leading contributor to performance for the period, benefitting from its growth-oriented style. iShares S&P 500 ESG ETF, iShares MSCI EM Asia ETF and AB American Growth also had a noticeable contribution to performance for the period. On the Bond side, PineBridge Asia Pacific Investment Grade Bond was the leading contributor to performance, benefitting from its exposure to both investment grade corporate bonds and government bonds. iShares MSCI Europe ESG Enhanced was the leading detractor to performance for the month weight down by the election uncertainty in the UK and France.

## TOP HOLDINGS AS AT 28/06/2024

Name	%
Architas Multi Manager Selection US Equity	10.43
iShares Global Aggregate Bond ESG UCITS ETF	9.08
PIMCO GIS Global Bond ESG Fund	8.80
PineBridge Asia Pacific Investment Grade Bond Fund	8.56
AB SICAV I American Growth Portfolio	5.24
Robeco Global Credits	4.39
AXA Rosenberg US Enhanced Index Equity Alpha	4.10
Robeco BP US Premium Equities	3.79
Vanguard US 500 Stock Index Fund	3.77
Architas Selection European Equity	3.73
<b>Total</b>	<b>61.89</b>
<b>Total number of holdings</b>	<b>40</b>

## KEY FUND FACTS AS AT 28/06/2024

**\$377m**

assets under  
management

**40**

holdings  
spread across  
6 geographical  
regions

# ARCHITAS MULTI-ASSET BALANCED

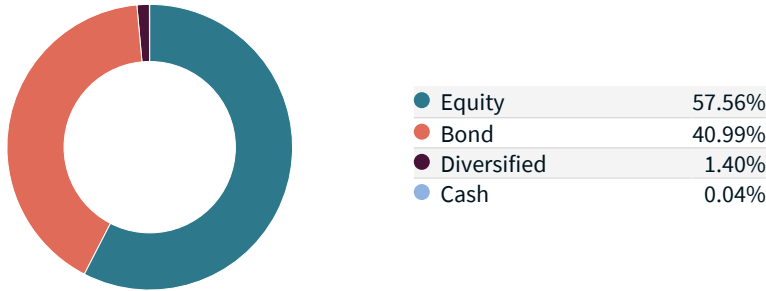
FUND FACTSHEET  
JUNE 2024

Page 3 / 4

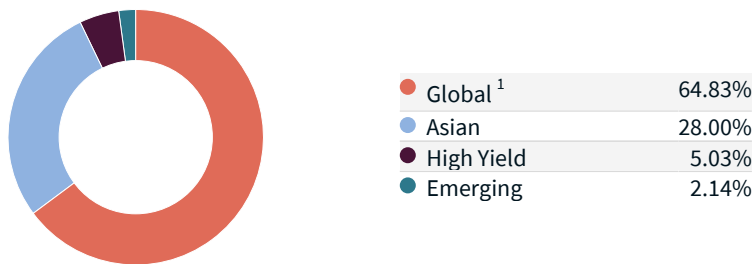


## ALLOCATION AS AT 28/06/2024

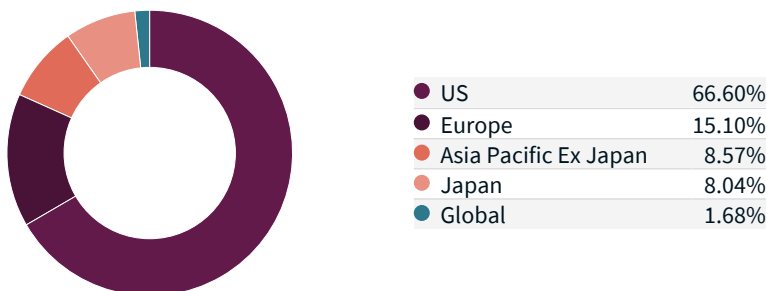
### Asset allocation



### Bonds type



### Geographical allocation



<sup>1</sup>The Global bonds in this portfolio are bonds from developed markets and are a mix of primarily US, Europe and Japan.

Due to rounding, the figures shown in each of the geographical and sector allocations may not add up to 100% and the allocations may change.

## KEY RISK

Investment involves risks. The following sets out the key risks. Please refer to the offering document for details of other applicable risk factors.

**General investment risk:** The Fund's investment portfolio may fall in value due to any of the key risk factors below and therefore your investment in the Fund may suffer losses. There is no guarantee of the repayment of principal.

**Risk relating to dynamic asset allocation:** the Fund may incur greater transaction costs than a fund with static allocation strategy. Dynamic asset allocation may not enable the Fund to achieve the desired results under all circumstances and market conditions.

**Risk of investing in other CIS:** Investing in other CIS involves substantially the same risks as investing directly in the underlying investments, but the total return on such investments at the Fund level may be reduced by the operating expenses and fees of such underlying CIS. The Fund does not have control of the investments of the underlying CIS and there is no assurance that the investment objective and strategy of the underlying CIS will be successfully achieved which may have a negative impact on the net asset value of the Fund.

**Index fund risk:** The Fund may invest in CIS which seeks to track or replicate an index. This exposes the Fund to the market risks associated with fluctuations in the securities comprising the index and the value of securities comprised in the underlying CIS.

**Emerging markets risk:** The Fund which invests in emerging markets may be subject to greater risk of loss than a fund which invests in a developed market.

**Eurozone risk:** Any adverse events, such as credit downgrade of a sovereign or exit of EU Member States from the Eurozone, may have a negative impact on the value of the Fund.

**Equity risk:** Stocks and other equity securities generally fluctuate in value more than bonds and may decline in value over short or over extended periods.

**Small-cap and/or mid-cap company risk:** The Fund may invest in small-cap and mid-cap companies which may involve greater risks than investments in larger, more established issuers.

**Fixed income risk:** The Fund may invest in fixed income securities which expose the Fund to credit risk, interest rate risk, lower rated or unrated securities risk, downgrading risk and credit rating risk.

**Valuation risk:** Valuation of the Fund's investments may involve uncertainties and judgmental determinations.

**Currency risk:** Unfavourable fluctuations in currency exchange rates and exchange rate controls of these currencies will negatively affect the net asset value of the Fund.

# ARCHITAS MULTI-ASSET BALANCED

FUND FACTSHEET  
JUNE 2024

Page 4 / 4



The value of investments and any income provided by them can go down as well as up. Investors could get back less than invested. Past performance may not be a reliable guide to future performance. This factsheet is for information purposes only and is not designed to provide advice on the suitability of an investment for your personal situation. If you have any questions regarding this factsheet, you are recommended to speak to a financial adviser.

## IMPORTANT INFORMATION

This material is issued by AXA IM Select Asia Limited (the "Company"), and has not been reviewed by the Securities and Futures Commission of Hong Kong (the "SFC"). This material is produced for information purposes only and does not constitute as such an offer to invest in the funds mentioned herein or an investment advice. The funds authorised by the SFC do not imply official recommendation from the SFC. SFC authorisation is not a recommendation or endorsement of a scheme nor does it guarantee the commercial merits of a scheme or its performance. It does not mean the scheme is suitable for all investors nor is it an endorsement of its suitability for any particular investor or class of investors. Opinions included in this material constitute the judgment of the Company at the time specified and may be subject to change without notice. The Company is not obliged to update or alter the information or opinions contained within this material. Investors should consult their own professional advisors in respect of investment, legal, accounting, domicile and tax advice prior to investing in the funds in order to make an independent determination of the suitability of the consequences of an investment. Investment involves risk. Given the economic and market risks, there can be no assurance that the funds will achieve their investment objectives. Investors may not get back the amount they originally invested. Past performance is not a guarantee of future results. Please refer to the offering document for further information (including the risk factors) about the funds.

AXA IM Select operates one legal entity in Ireland and one legal entity in Hong Kong : Architas Multi-Manager Europe Limited (AMMEL) in Ireland and AXA IM Select Asia Limited (AIMAL) in Hong Kong with the ultimate parent and controlling company as AXA SA (a company registered in France).

Architas Multi-Manager Europe Limited is regulated by the Central Bank of Ireland. AMMEL is a private company limited by Shares with registration no. 462350. The Fund is a UCITS and regulated by the Central Bank of Ireland.

This document does not provide you with all the facts you need to make an informed decision about investing. More information is available in the Hong Kong offering document

(comprising the Prospectus, Supplements, Hong Kong Covering Document and Product Key Facts Statement), both of which are available, in English and Chinese, free of charge, from AXA IM Select.

© 2024 Morningstar. All Rights Reserved. The information, data, analyses and opinions ("Information") contained herein: (1) include the proprietary information of Morningstar and its content providers; (2) may not be copied or redistributed except as specifically authorised; (3) do not constitute investment advice; (4) are provided solely for informational purposes; (5) are not warranted to be complete, accurate or timely; and (6) may be drawn from fund data published on various dates. Morningstar is not responsible for any trading decisions, damages or other losses related to the Information or its use. Please verify all of the Information before using it and don't make any investment decision except upon the advice of a professional financial adviser. Past performance is no guarantee of future results. The value and income derived from investments may go down as well as up. The Morningstar Star Rating for Stocks is assigned based on an analyst's estimate of a stocks fair value. It is projection/opinion and not a statement of fact. Morningstar assigns star ratings based on an analyst's estimate of a stock's fair value. Four components drive the Star Rating: (1) our assessment of the firm's economic moat, (2) our estimate of the stock's fair value, (3) our uncertainty around that fair value estimate and (4) the current market price. This process culminates in a single-point star rating that is updated daily. A 5-star represents a belief that the stock is a good value at its current price; a 1-star stock isn't. If our base case assumptions are true the market price will converge on our fair value estimate over time, generally within three years. Investments in securities are subject to market and other risks. Past performance of a security may or may not be sustained in future and is no indication of future performance.

USD Moderate Allocation funds have a mandate to invest in a range of asset types for a USD-based investor. The equity component will usually be between 35% & 65% in the normal running of the fund.

## CONTACT US

### Email:

[select.asia.contact@axa-im.com](mailto:select.asia.contact@axa-im.com)

**Phone:** +852 2285 2117